



Tarshé Freeman, Interim Principal

Virtual Learning Office Hours

March 30, 2020 – April 15, 2020*
(excluding weekends and observed holidays)

TEACHER OFFICE HOURS

Subject	Mon. & Tues.	Wed. & Thurs.	Fri.
Math	9 AM – 12 PM	12:30 – 3:30 PM	9 AM – 12 PM
Science	9 AM – 12 PM	12:30 – 3:30 PM	9 AM – 12 PM
SVE /ESLS Support	9 AM – 12 PM	12:30 – 3:30 PM	9 AM – 12 PM
ELA/ Reading	12:30 – 3:30 PM	9 AM – 12 PM	9 AM – 12 PM
Social Studies	12:30 – 3:30 PM	9 AM – 12 PM	9 AM – 12 PM
Electives	12:30 – 3:30 PM	9 AM – 12 PM	9 AM – 12 PM

IMPORTANT INFORMATION

Sunrise Middle will be closed for Spring Break from March 23, 2020 - March 27, 2020.

Virtual Office Hours will begin March 30, 2020 and will continue through at least April 15, 2020. Monday thru Friday **ONLY!**

All FSA and End-of-Course (EOC) testing has been cancelled for 2019-2020 school year.

Schools **WILL NOT** receive an accountability grade from the State of Florida for the 2019-2020 school year.

Additional information for parents on how to access the online Canvas site for student learning can be found at:
www.browardschools.com/learningnevercloses

Teacher emails are accessible on the school's website. They can be also be e-mailed directly via CANVAS. Parents/students are encouraged to use CANVAS to directly communicate with teachers throughout the Virtual Learning period. **If you need to contact an administrator, guidance counselor, or other support personnel, please use the emails listed below.**

Administration	Email
Interim Principal: Tarshé Freeman	tarshet.freeman@browardschools.com
Seventh Grade Assistant Principal 6 th Grade Last Name A – M Asst. Principal: Mrs. Carter	vonda.palmer-carter@browardschools.com
Eighth Grade Assistant Principal 6 th grade Last Name N – Z Asst. Principal: Mrs. Matias	michele.matias@browardschools.com
School Counselor	
6 th grade School Counselor: Beth Alexander	beth.alexander@browardschools.com
Guidance Director and 7 th grade School Counselor: Carmella Njie	carmella.njie@browardschools.com
8 th grade School Counselor: Latoya Wright	latoya.wright@browardschools.com
Support Staff	
ESLS Specialist: Gina Turchiaro	gina.turchiaro@browardschools.com
Magnet Coordinator: Ruth Perez	ruth.perez@browardschools.com
Literacy Coach: Neka Scatliffe	neka.scatliffe@browardschools.com
ELL Coordinator: Latoya Wright	latoya.wright@browardschools.com
Micro Tech-Computer Specialist: Kevin Green	kevin.green@browardschools.com


Spring Break - March 23rd – March 29th

- Students should log onto CANVAS to ensure their access works.
- Please note that some teachers may not be on CANVAS during Spring Break.

DISTANCE LEARNING TIMELINE - March 30th – April 15th

- As a reminder, the 3rd Quarter has been extended until April 1, 2020. Students should refer to Pinnacle and contact their teachers via CANVAS regarding missed assignments.
- Students should log in and check their CANVAS daily for assignments and lessons from each class.
- Classes will vary in types of instruction and assignments. Contact your teachers during office hours to ensure you follow all correct timelines and instructions as it relates to assignments.
- Monitor CANVAS and Pinnacle to track grades and course progress.
- Office hours will be maintained by each department for the purpose of student & teacher interaction, and to facilitate opportunities for teachers to assist students with the e-learning process.
- In the event a live lesson is scheduled, the student will be notified in advance via CANVAS.

Clever






Established 1915
BROWARD
County Public Schools

Student Single Sign-On Instructions

A single login for all of your online learning programs.

Attention Students: Clever is the same Single Sign-on solution already used for over 40 different student applications. Now, it is easy to get all your learning programs from one "Launch Pad."

How do I login to Clever?

- 1) **On January 7, 2019, Go to** <http://sso.browardschools.com> where you will be taken to the new Clever login page to the right. Click on "Log in With Active Directory".
- 2) Now you will be taken to the Active Directory login page shown to the right. This is the same sign on page that you have been using for Office365, Pinnacle, Canvas, and Clever.
- 3) **Your Username:** is your Student 06 number
- 4) **Your Password:** Use your Active Directory password. **(HAS NOT CHANGED)**
- 5) The image to the right is a before & after screenshot of the old and NEW Clever Launchpad.

On the Active Directory Login page, usernames **no longer** need the @my.browardschools.com suffix.

This is the same password you use to login into SSO and your Windows computer.
- 6) **For support:** Contact your teacher who will work with the technology liaison at your school to get you the help you need!

During this transitional period, parents can find resources and support for CANVAS at the following link: (<https://browardschools.instructure.com/courses/411>)

The screenshot shows the 'INFORMATION FOR PARENTS' page for Broward County Public Schools. At the top, it says 'BROWARD COUNTY PUBLIC SCHOOLS' and 'INFORMATION FOR PARENTS'. Below this is a circular logo with a rocket and the text 'FROM BROWARD WITH LOVE'. To the right of the logo is the heading 'THE PARENT INFORMATION HUB' and a paragraph: 'This online Parent Information Hub is designed to provide parents with information about BCPS digital initiatives.' Below the text are several navigation buttons: 'Canvas Parent & Student Apps' (highlighted), 'Digital Resources', 'Coronavirus Information', 'Supporting Young Learners', 'Secondary Learning', and 'Applied Learning (Specials/Electives)'. At the bottom, there is a section titled 'Canvas Parent & Student Apps' with two links: 'Accessing the Canvas Parent App' and 'Using the Canvas Parent App'.

CANVAS is also accessible on Android and Apple devices
Scan here with your mobile device for immediate access to the Parent CANVAS portal.

